

# BETA VERTICAL DISCHARGE COWL

Vertical Discharge Vent

---

**ELTA**



# BETA VERTICAL DISCHARGE COWLS



## Description

The Beta Vertical Discharge Vents are ideal in ducted systems where the fan is mounted remotely to the unit. They enable the vertical discharge of air from a mechanical exhaust system, while providing protection from rain when not in use.

There are 6 sizes in the range handling airflows from 0.4 to 5.70 m<sup>3</sup>/s.

### Typical Applications

Used as the discharge point where the fan is mounted elsewhere in the system yet vertical discharge exhaust is required. Ideal in applications such as shopping centres, office buildings and sports centres. The pressure loss through the vent must be added to the system pressure loss before selecting the fan.

### Features

- Fitted with reliable gravity operated, butterfly backdraft shutters.
- Lightweight but sturdy construction.
- Enables the vertical discharge of air while preventing rain from entering building.
- Can be mounted at angles up to 30°.

### Construction

Sizes 1 to 4 - Bases are made of UV-stabilised plastic with a fibreglass windband.

Sizes 5 & 6 - Bases are made of fibreglass with a powder-coated galvanised steel windband.

Fitted with gravity operated, butterfly backdraft shutters.

Steel components have a corrosion resistant finish.

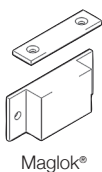
### Additional Information

Beta Vertical Discharge Vents are designed for relatively high air discharge velocity. At low discharge velocities, rain could enter the building. For these types of application an Alpha Relief Air Vent is recommended.

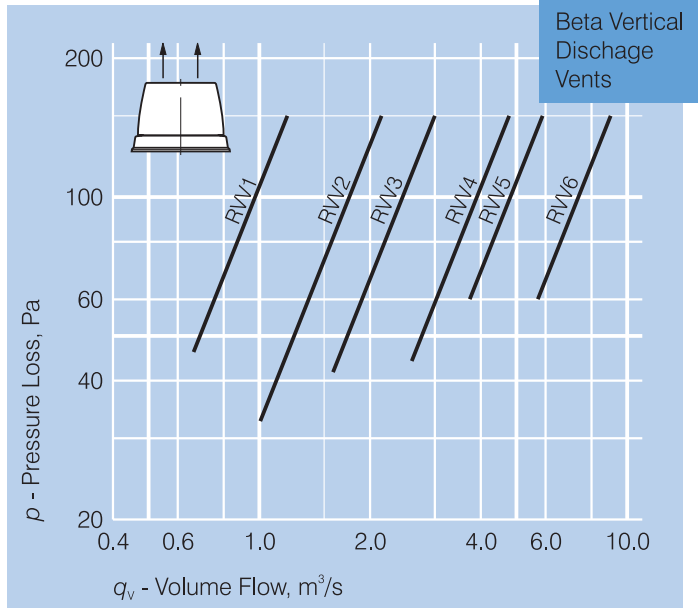
For any application where prevailing winds may lift the butterfly shutters of the Beta Vertical Discharge Vent, we recommend the fitting of Magloks®.

Ensure the hinge of the butterfly shutters point down the slope of the roof.

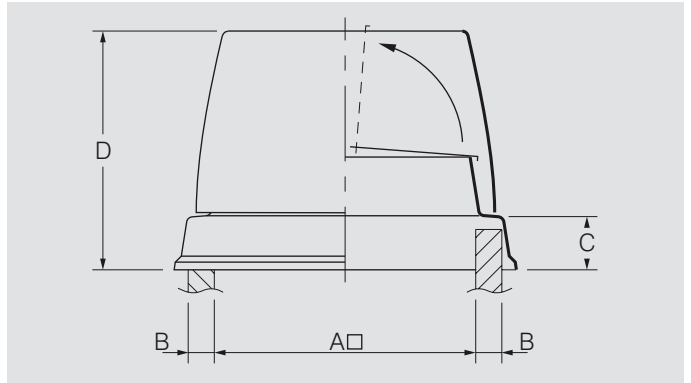
## Ancillary Equipment



Maglok®



## Dimensions



Model RVV.	Min. * Airflow m <sup>3</sup> /s	Throat area m <sup>2</sup>	Dimensions, mm				App. wt. kg	App. vol. m <sup>3</sup>
			A	B	C	D		
1	0.66	0.11	400	50	95	440	4	0.13
2	1.02	0.17	510	50	85	450	7	0.22
3	1.62	0.27	670	50	85	560	15	0.40
4	2.46	0.41	780	100	85	700	25	0.80
5	3.80	0.53	900	100	85	760	35	1.16
6	5.70	0.82	1100	100	85	865	45	1.70

\* Airflow at which gravity-air operated backdraft shutters will open fully, and achieve acceptable discharge velocities.

## Suggested Specification

The vertical discharge units shall be of the RVV series as designed and manufactured by Elta.

Each unit shall incorporate gravity operated, butterfly backdraft shutters and be constructed from UV-stabilised plastic, fibreglass and/or powder-coated galvanised steel.

Steel components shall have a corrosion resistant finish.

## How To Order

Select the model required to handle the air quantity nominated from the performance graphs.





Elta Asia Sdn Bhd

Tel **+603 7846 0340**  
Email **info@elta.asia**

**elta.asia**

BVDC-05-2026 Issue A



FS 676456

A MEMBER OF  ELTA GROUP