

RING PLATE

Ring Plate Axial Fan

ELTA



RING PLATE



Description

The Ring Plate fan is a high quality wall or ceiling mounted axial fan suitable for a broad range of commercial and industrial applications. There are 4 sizes in the range extending from 200 to 350mm diameter.

Typical Applications

Suitable for a broad range of commercial and industrial exhaust applications, ie. kitchens, laundries, cellars and bars.

Features

- Range of speeds available.
- Robust steel fan plate and impeller construction.
- Reverse airflow can be provided (see Additional Information).
- Can be mounted in any position.
- Range of matched ancillaries are also available.

Construction

The fan ring is of galvanised steel with an oyster grey, powder coated finish. The impellers are of galvanised steel with a black, powder coated finish. Access for wiring is from the rear.

Motor

Type - external rotor, squirrel cage induction motor.
Electricity supply - single phase 230V, 50Hz
Ball Bearing - sealed for life.
Speed-controllable.
Motor protection IP44.
Flameproof motors also available.

Internal Thermal Protection

Thermal contacts fitted as standard on all sizes.

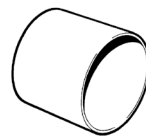
Testing

Airflow tests to ISO5801:2004
Noise tests to BS848:Part 2, 1985

Additional Information

Derate the airflow by at least 20% if the airflow direction is reversed.

Ancillary Equipment



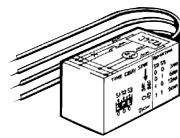
WT - Wall tube



Ducting, Louvres & Grilles



VA - Speed controller



VZ - Run-on timer

Suggested Specification

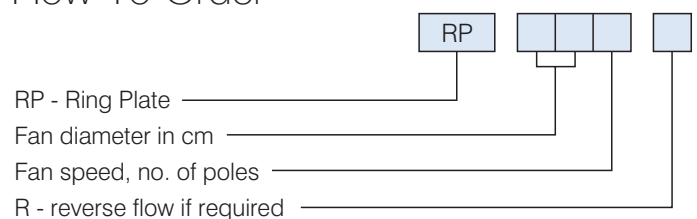
The fans shall be of the Ring Plate Series designed and manufactured by Elta.

The axial impellers shall be direct-driven by speed-controllable external rotor motors with Internal Thermal Protection.

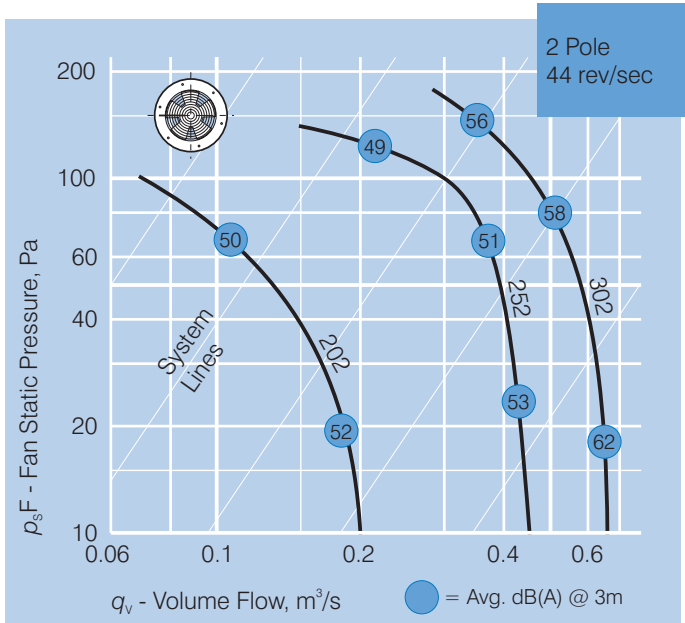
The fan rings and impellers shall be of galvanised steel with a powder coat finish.

All models shall be fully tested to ISO 5801:2004 for airflow and BS848:Part 2, 1985 for noise.

How To Order



RING PLATE



Technical Data

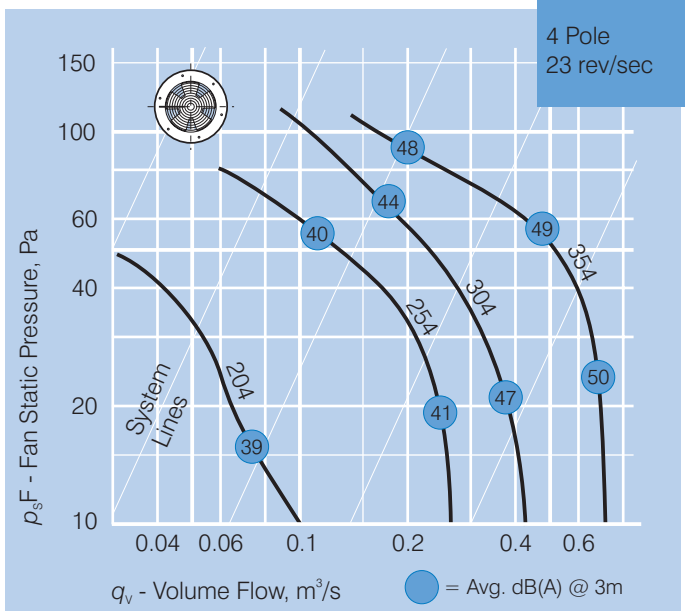
Model Number RP..	Free Air m ³ /s	Fan Speed rev/sec	Avg. dB(A) @ 3m	RP.. 1 ph. Watts	Amps*	Max. °C
202	0.22	43	52	70	0.36	50
204	0.13	24	39	30	0.14	60
252	0.45	42	51	110	0.63	50
254	0.28	23	40	60	0.28	60
302	0.66	41	62	180	0.79	50
304	0.48	22	47	90	0.41	50
306	0.36	16	37	50	0.23	50
354	0.73	20	49	140	0.68	50
356	0.65	16	40	110	0.48	50

* Amperages shown are a guide only. Refer to our Sales Department for accurate figures at time of order.

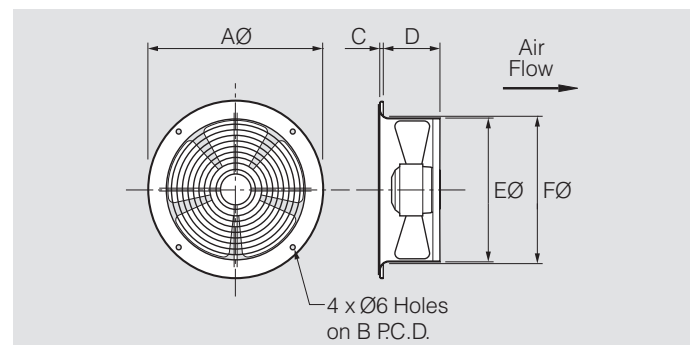
Noise Data

Model Number RP..	In-duct Sound Power Levels*						
	L _w dB re 1pW 63	125	250	500	1k	2k	4k
202	78	69	68	66	69	65	60
204	60	70	54	56	54	49	40
252	62	71	67	67	67	65	60
254	63	64	57	57	57	54	47
302	63	66	74	75	80	75	71
304	60	64	64	61	64	62	55
306	53	57	55	53	54	52	44
354	62	67	70	64	65	64	59
356	54	60	61	56	56	54	49

* Sound Power Levels shown are the highest for each fan model



Dimensions



Model Number RP..	Dimensions, mm						App. Wt. kg
	AØ	B	C	D	EØ	FØ	
202	280	250	5	95	208	215	2.8
204							
252	320	295	7	103	259	266	3.7
254							
302							
304	395	375	7	113	310	318	4.7
306							
354	460	422	7	123	360	375	5.1
356							



Elta Asia Sdn Bhd

Tel +603 7846 0340
Email info@elta.asia

elta.asia

RPAF-05-2026 Issue A



FS 676456