



# AVIATOR

Intelligent Ventilation Control

**ELTA**

# TAILORED AIR MOVEMENT CONTROL SOLUTIONS

Elta is committed to the ongoing development of innovative technologies that are designed to optimise the indoor environment and lower energy consumption. In addition, the continuous increase of energy prices is driving greater demand for cost effective systems that can deliver energy efficient buildings. These systems are helping to create healthier and more productive spaces while providing centralised system monitoring and remote diagnostics.


The innovative range of Aviator Control Systems is designed to manage from one fan to a large system with multiple fans and sensors. Aviator controllers take advantage of the latest digital technology to ensure they can be tailored to suit the requirements of almost any ventilation application.

Aviator controllers can reduce on-site commissioning and installation time as they do not require specialised programming knowledge. Aviator is a flexible Demand Control Ventilation system that monitors the indoor environment and provides real time feedback to the fans. This adjusts the fan speed and modulates the ventilation rate to match the specific requirements of the area.

There are 3 Aviator models available; the Aviator Touch PRO, the Aviator MINI and the Aviator MAX.



Aviator Touch  
PRO



Aviator  
MINI



Aviator MAX

## ComLink

Aviator controllers utilise the Elta ComLink system (RS485) to connect the controller, fans, VSDs and sensors together. This intelligent system provides reliable two-wire communication between devices, simplified cabling and a greater level of system adjustment.





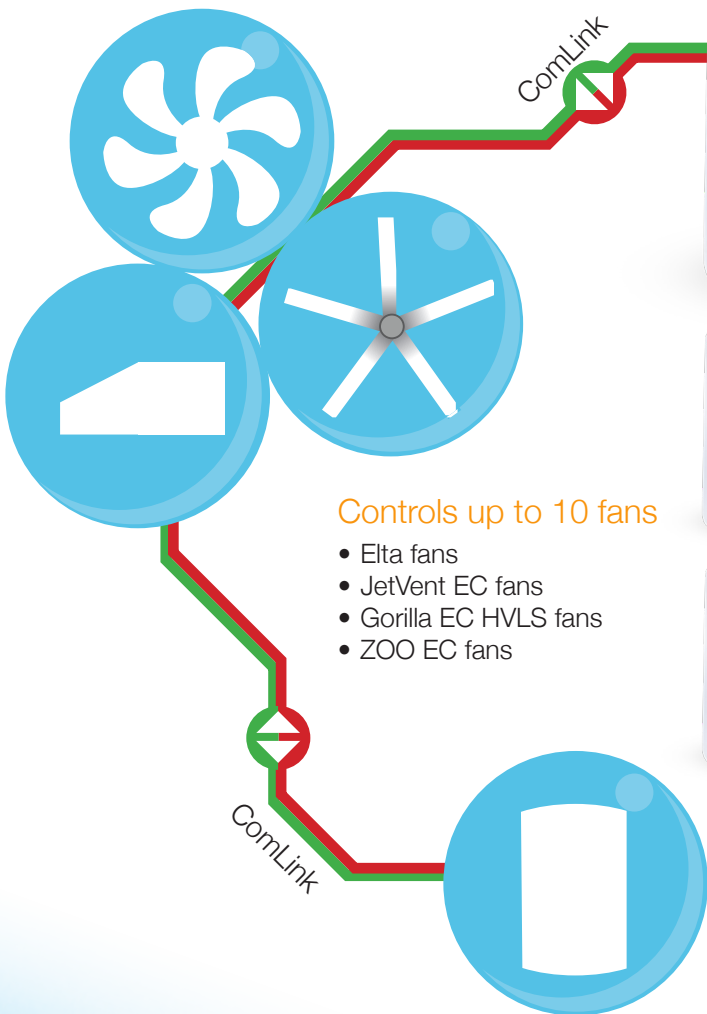
# AVIATOR TOUCH PRO

## Easy to use and navigate

The Aviator Touch PRO features an intuitive graphic interface that makes it easy to use and navigate. It features a high definition 4.3" LCD touch screen, and integrated temperature and humidity sensors. It is ideal for most small to medium sized ventilation applications such as warehouses and sports pavilions.

It is designed to manage a small network of up to 10 fans and be connected to 2 Sensors. This innovative controller simplifies installation and comes factory preconfigured to suit the needs of specific applications. The Aviator Touch PRO can operate each fan individually or help drive a Demand Control Ventilation system.

- Compatible with Temperature, Humidity, CO, CO<sub>2</sub> & NO<sub>2</sub> sensors
- Can manage one demand control zone
- 7 day scheduler enables set-up of operational periods
- Can be set in Demand Control or manual operation modes
- Includes air quality indicator light on front face
- Adjustable set points



### Controls up to 10 fans

- Elta fans
- JetVent EC fans
- Gorilla EC HVLS fans
- ZOO EC fans



### Each fan connects to a maximum of 2 ComLink Sensors (Field Bus)

- CO
- NO<sub>2</sub>
- CO<sub>2</sub>
- Temperature
- Humidity



# AVIATOR MINI

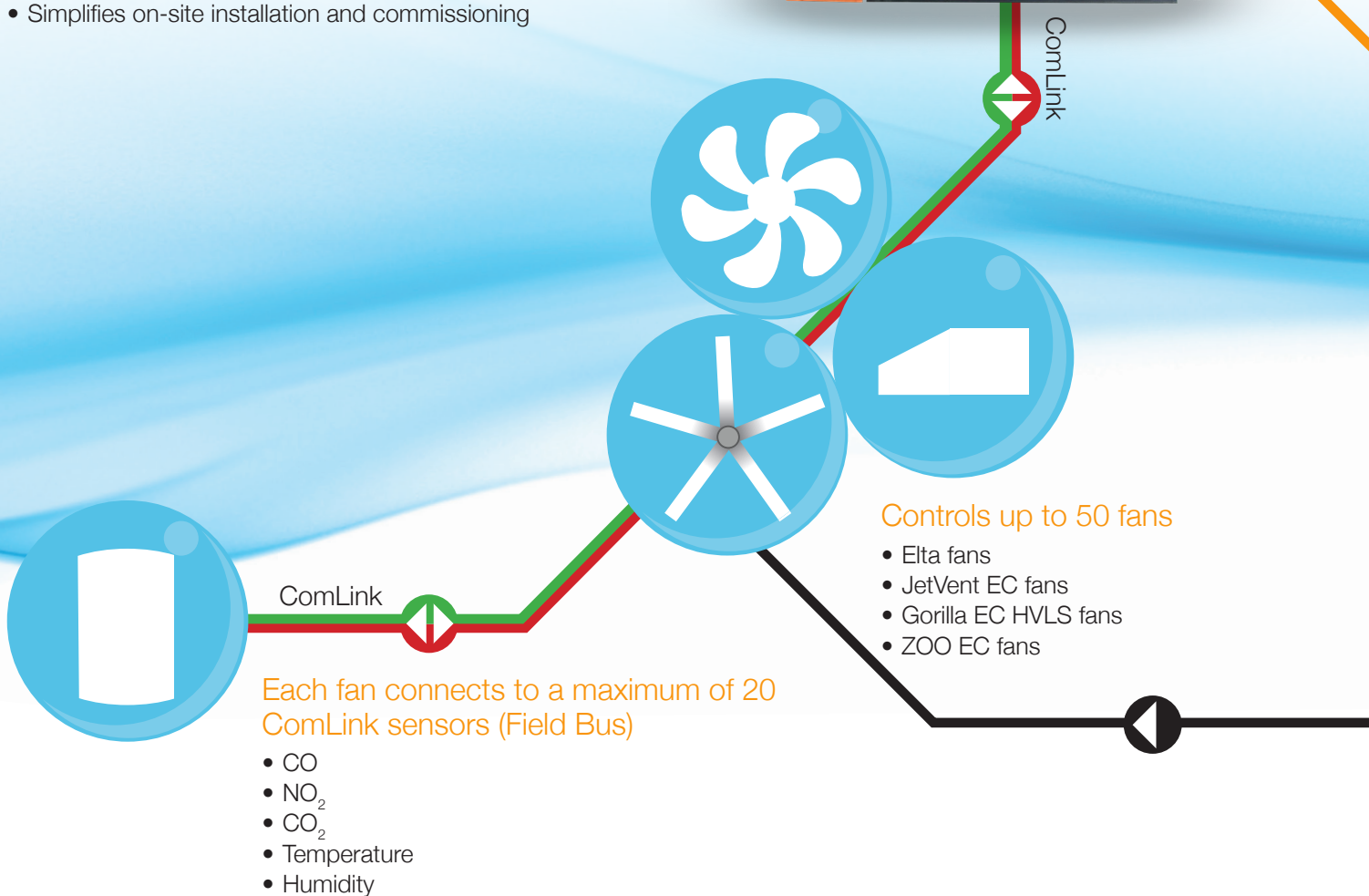
Ideal for most ventilation applications

Aviator MINI is the ideal controller for most types of commercial AC or EC fans.

Its large capacity allows it to manage ventilation systems for high ceiling installations and general ventilation applications. It's easy and simple to use, and can be set in Demand Control or manual operation modes.

The compact Aviator MINI has the ability to manage up to 50 fans individually or within a maximum of 6 demand control zones. It's a flexible system that comes factory preconfigured to suit the requirements of each specific application. It utilises reliable Ethernet networking for remote diagnostics and can be connected to a Building Management System.

- Connects up to 20 sensors; temperature, humidity, CO<sub>2</sub>, CO and NO<sub>2</sub>
- Connects to BMS - BACnet or Modbus for easy system monitoring
- Advanced seven day program scheduler
- Connects to Aviator PRO for its intuitive graphic interface
- Simplifies on-site installation and commissioning





### Connects to on board general control

- Alarm Indication
- Sensors
- Relays
- Run Indication
- Louvers for supply and/or exhaust




### Connects to BMS

- BACnet/IP



### Connects to Integrated Web Server




### Connects to BMS

- Modbus TCP




### Connects to Aviator Touch PRO

With integrated temperature and humidity sensors



### Connects each fan to 1 sensor

- CO
- NO<sub>2</sub>
- CO<sub>2</sub>
- Temperature
- Humidity




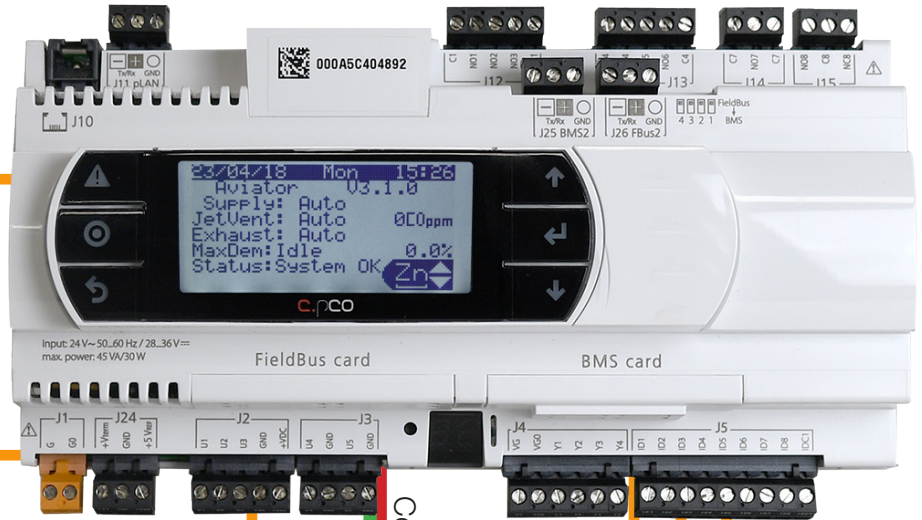
# AVIATOR MAX

Ideal for commercial car park applications



## Connects to Fire Panel (FDCIE)

For General Fire Alarm and JetVent On/Auto/Off requirements



## Connects to Mechanical Services Switchboard (MSSB)

Inputs for On/Auto/Off of JetVent, supply and exhaust fan groups



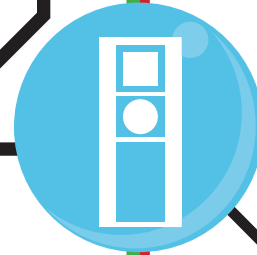
## Connects to on board general control

- Alarm indication
- Sensors
- Relays
- Two speed relays
- Run indication
- 0-10Vdc signals



## Controls up to 50 JetVent fans

- Digital EC JIU-CPCEC Series
- With isolator or smoke detector




## Connects up to 12 Vacon Variable Speed Drives

- Vacon models 100 & 20
- Supply & exhaust modes



## Connects to each fan or Variable Speed Drive

- Up to 2 CO, NO<sub>2</sub> or temperature sensors
- Up to 2 Smoke Detection Points



## Connects to a maximum of 20 ComLink sensors (Field Bus)

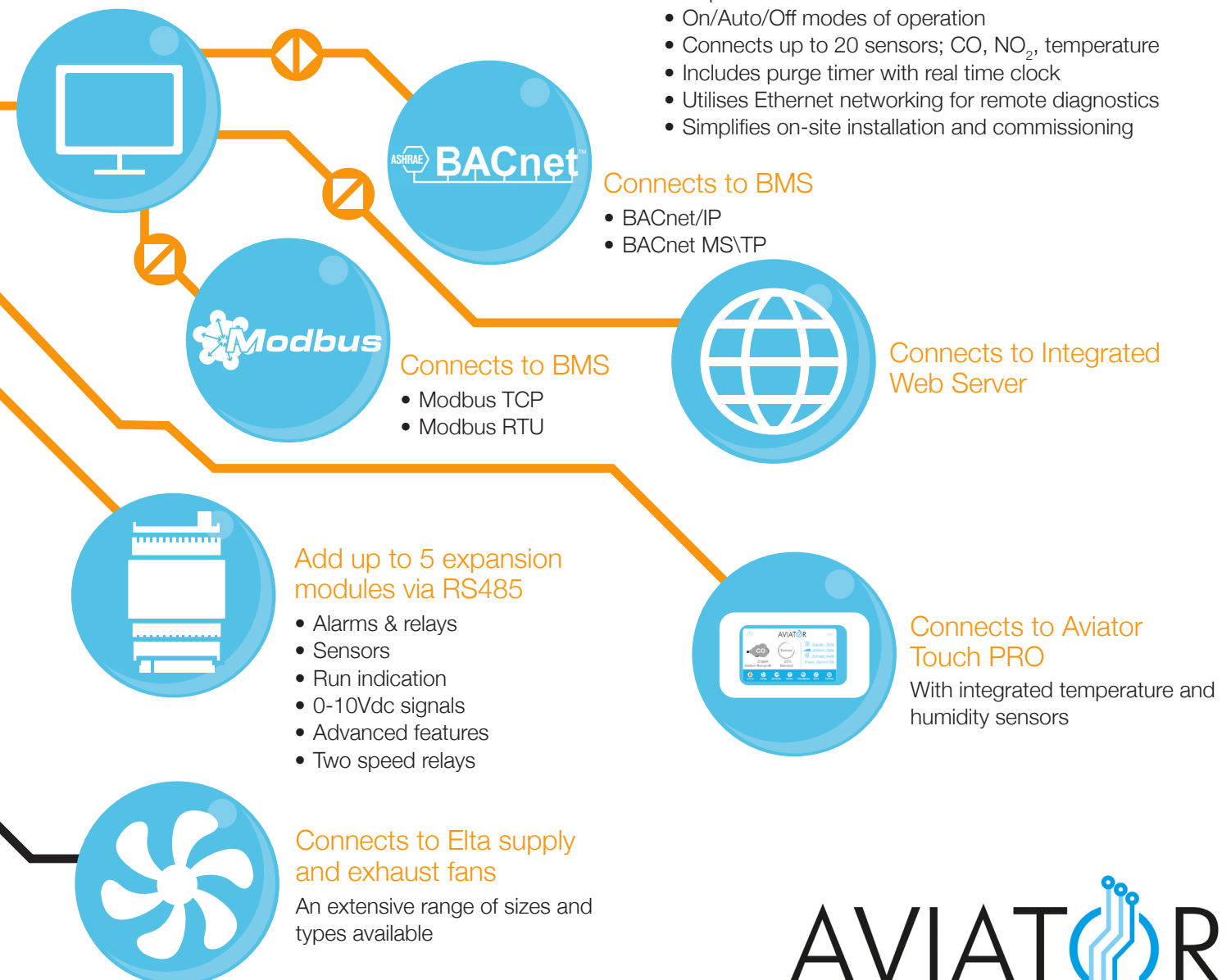
- CO
- NO<sub>2</sub>
- Temperature

The Aviator MAX Control System is a tailored solution designed to efficiently manage the car park ventilation equipment. It has been developed to increase the energy efficiency of a car park, while ensuring the ventilation output is optimised. Aviator MAX works in conjunction with JetVent fans, CO and NO<sub>2</sub> pollutant sensors, VSDs, supply/exhaust fans and the Building Management System. Its large capacity enables it to manage up to 50 JetVent fans within a maximum of 6 demand control zones.

Aviator MAX is a flexible Demand Control Ventilation system that comes factory preconfigured to suit the requirements of each car park. As the pollutant levels change within the car park over the course of a day, the Aviator system increases and decrease the fan speed to adjust the ventilation rate accordingly.

Aviator MAX can be configured to receive a fire alarm signal from the building's fire system. This will start and stop the connected JetVent fans and supply/exhaust fans in accordance with the fire control strategy. Aviator's easy to use interface enables the manual start/stop control of JetVent fans from the fire panel.

- Connects to BMS - BACnet or Modbus for easy system monitoring
- Optional integrated smoke detection system for quick shut down
- Independent MSSB and Fire Panel connectivity
- Capable of one fire zone
- On/Auto/Off modes of operation
- Connects up to 20 sensors; CO, NO<sub>2</sub>, temperature
- Includes purge timer with real time clock
- Utilises Ethernet networking for remote diagnostics
- Simplifies on-site installation and commissioning





# AVIATOR System Components



## AVIATOR CONTROLLERS

			
<b>Aviator MAX Controller</b> DCV-CU-MAX1	<b>Aviator MINI Controller</b> DCV-CU-MINI1	<b>Aviator Touch PRO Controller</b> DCV-CU-TOUCH -PRO1	<b>Aviator Touch Controller</b> DCV-CU-TOUCH-SCR1




## ACCESORIES

	
<b>Aviator Expansion Kit</b> DCV-CU-EXPANSION1	<b>Aviator ComLink Repeater</b> DCV-CU-REPEATER1

## DRIVES

	
<b>Danfoss \ Vacon Drives HVAC series</b> VACON 100 HVAC	<b>Danfoss \ Vacon Drives HVAC series</b> VACON 20

## SENSORS

		
<b>CO 4-20mA Sensor</b> DCV-LPT-TCO	<b>CO Modbus Sensor</b> DCV-GSTC-C	<b>Temperature &amp; Humidity 4-20mA Sensor (Optional LCD Available)</b> DCV-RHP-3N44
<b>NO<sub>2</sub> 4-20mA Sensor</b> DCV-LPT-END	<b>NO<sub>2</sub> Modbus Sensor</b> DCV-CGTC-N	<b>Temperature &amp; Humidity Outdoor 4-20mA Sensor (Optional LCD Available)</b> DCV-RHP-3S11
<b>LPT Protective Guard</b> DCV-LPT-GUARD		<b>Temperature &amp; CO<sub>2</sub> 4-20mA Sensor (Optional LCD Available)</b> DCV-CDT-2N44
		<b>Temperature, CO<sub>2</sub> &amp; Humidity Modbus Sensor (Optional LCD Available)</b> DCV-CDTA-2N000

Elta Asia Sdn Bhd

Tel +603 7846 0340

Email [info@elta.asia](mailto:info@elta.asia)

**elta.asia**

AVBM-05-2026 Issue A